



2 Kevin and Vergie Slover
20 Odiorne Point Rd



This is the stop on the tour with something for everyone! Kevin and Vergie Slover built this home three years ago. The season is reflected by three decorated Christmas trees, some with decorations from Vergie's mother in the Phillipines. Upon walking into the front door, you will be struck by the panoramic view overlooking Tucker's Cove. This home's placement on a hill makes it the perfect vantage point to see the cove below through the large window in the back. The large kitchen is to your left, followed by the family room. At the top of the back stairs sits the large sports room that the Slovers call "Man Town." The room contains a large TV for watching sporting events and is covered in sports memorabilia. Continue down the hall past "Man Town", and you will see the children's bedrooms and, finally, the Master bedroom.

A Special Thanks to Our Sponsors:



Portsmouth Herald



Dinnerhorn Restaurant/Bratskellar Pub
Jim & Nancy Novelline Clayburgh and Family
Jumpin Jays Fish Cafe/Dos Amigos Burritos
Isles of Shoals Steamship Company
Unitil
Rick and Carol Chellman



2009

PORTSMOUTH EDUCATION PARTNERSHIP PRESENTS

12th ANNUAL

Holiday Home Tour
Sunday December 13th, 1 - 5pm

A self-guided tour showcasing 8 of Portsmouth's finest homes, decorated for the holidays!

Home Guide - Not a Ticket

All proceeds directly benefit the Portsmouth Education Partnership which provides after school enrichment programs for Portsmouth Elementary Schools. To learn more about PEP, the Holiday Home Tour or how to get involved, please visit: www.HolidayHomeTour.org




1 Meg and Robert Yeaton
130 F W Hartford Drive



Rob and Meg Yeaton are ready for Christmas. There are two decorated Christmas trees off of the kitchen and upstairs in the sitting area. Holiday candles waft their festive scent throughout the house. Their large brick fireplace, decorated for the holiday with stockings and roaring with a fire inside, reminds us all of the gatherings that occur at the holidays. Their dining room table is set to welcome family and friends. This home, built in 1982, was one of the first homes in the Woodlands development. Recently renovated by Roy Darling, the kitchen has cherry cabinets, granite counters, and a Viking stove. Rob will be on the premises this evening, so make sure to ask him about the secret "hidden room" that can be accessed through a "secret passageway."



3 Mitch & Jodi Foster
205 Wibird Street




Let the smell of cookies draw you into the home of Mitch and Jodi Foster. Built in 1994, the home is one of the newer ones in this neighborhood. This home also has the unique distinction of having been previously owned by the Rantillas, who are opening their current home to the tour this year as well! The Fosters had the kitchen renovated in 2005 by Kevin Roy builders. It showcases honed granite countertops and a marble subway-tile backsplash. When entering and exiting the home, please note the decorated trees in the front and back of the house. Additionally, each window is adorned with wreaths, giving this Victorian a very festive feel inside and out.



4 Kim & James DeDeus
99 Broad Street




James and Kim DeDeus welcome you to their home. Built in 1888, the couple added a second story, and, in 2006, had the house re-shingled. Additionally, they have had other renovations done as recently as last year. As you enter the foyer, you will notice a festive wreath and garland adorning the fireplace and antique windows leading up the stairs. To the right, there is a family room with a newly built-in cabinet. Kim's father, Dave Hunter, of Lexington, MA, designed and built this cabinet, as well as other additions to the home. These additions include a new, bright kitchen with white custom cabinets and honed granite countertops. There are many creative uses of space here. The original chimney is now concealed behind the built in cork-board/message center and a pullout granite counter underneath the microwave. Another decorated fireplace awaits you in the formal dining room, which has gorgeous maple floors and the original china cabinet for you to admire.



5 Jessica Kaiser
30 Spring Street




The Kaiser & Rantilla homes share more than a neighborhood. The Ludes family, who completely renovated the Rantilla home, moved across the street to the Kaiser home and completely renovated that as well. Jess Kaiser would like to recognize Zen Stonework for their craftsmanship and local artisan Peter Hapney who created several metal pieces for the home. During the renovation, a large bay window, with lovely decorated window boxes, was added out front. The wide pine floors that you notice when you walk into the home were uncovered in 2004. They had previously been hidden under oak flooring. Feel the warmth of the cozy sitting/living room to the left of the entry and take a moment to enjoy Jess Kaiser's own paintings. Also in this room is a dry bar with a concrete countertop that has a copper fish inlay. Several pieces were salvaged for this renovation, including an antique window, also above the dry bar. As you climb the stairs, notice the balusters carved into the shape of a fish. These are also salvage. Yet another salvaged gem includes a white mantle with tumbled honey onyx marble mosaic tile around the opening.



6 Amy Rantilla
274 Miller Ave




Paul and Amy Rantilla used to live in Singapore. Asian influence is evident in their home, whose interior was designed by J. Covington. The Rantillas have lived here since 2004 and are the third owners of this 1905 house. Before you even enter the home, take a minute to look under your feet. There are still original trolley tracks underneath the pavement on Miller Avenue. Note the two-car garage with custom wood doors converted by the previous owners, the Ludes. The garage was originally a barn that was shared with other Miller Avenue neighbors. Upon entering, notice the diamond pattern floor. To the right, is the family room with its large, built-in Asian lamp. The dining room and living room boast beautiful Oriental rugs. As you make your way upstairs, you'll see a mirror from Singapore and some lovely poinsettias. To the left, off of the Master bedroom, is a newly renovated Master bath with a basket-weave tile floor. As you make your way through the upstairs, you will find more Christmas trees - in the children's rooms! Feel free to admire the antique beds that have been in the family for over 100 years.



7 Jeff & Blair Demers
80 Haven Road



Jeff and Blair Demers welcome you to their home. Originally built in the 1950's as a traditional Cape home, it was transformed in as a Craftsman style home in 2007. Elements of this style are also evident throughout the home's interior. The sense of openness on the first floor is very important in creating a comfortable social environment. The use of low bookcases, tapered columns, and a massive kitchen island subtly distinguishes the floor's functions while not detracting from the feeling of openness. The sunken floor in the double height living room provides a sense of privacy despite the large banks of windows. The secretary desk in the dining room tastefully blends in with the rest of the custom cabinetry, while providing the all-important "command central" of the household. This busy family loves to entertain and knows how to have fun. Don't miss the playhouse under the stairs!



8 Elizabeth Dinan
639 Maplewood Ave



Elizabeth Dinan herself will welcome you to her cozy brick and beam Portsmouth cottage, whose exterior is festively decorated with evergreen wreaths on its red doors. Built in 1820, this minimalist home will draw you in with scents of the season and greenery with vintage and homemade Christmas ornaments. The wide pine floors, exposed brick, hand-hewn and exposed beams speak to the 1800's construction. The décor offers a combination of antiques and contemporary paintings and art. Please note the oil paintings in particular and how striking they look against the exposed brick walls. The kitchen, one of two rooms you'll be touring here, was added to the original structure in the 1970's. Elizabeth added the slate floor and marble tile countertop. Take a moment and ask how this homeowner has mastered the art of living in a small efficient space.

Ticket Prices:

\$18 (IN ADVANCE)

\$20 (DAY OF EVENT)*

Tickets can be purchased in advance at the following locations:

Hannaford Supermarket, Dinnerhorn/Bratskellar Restaurants, River Run Bookstore, Seacoast Sports Clubs {Downtown}, SSC {Greenleaf} and SSC {Great Bay in Newmarket}.

*On the day of the event, tickets may be purchased for \$20 at any of the eight homes on the Tour.

Special Thanks

Special thanks to all Ticket Holders, Homeowners and Sponsors for supporting the Holiday Home Tour. This fundraiser benefits the Portsmouth Education Partnership (PEP). The goal of PEP is to engage children from all three of Portsmouth's elementary schools regardless of finances. Extra-curricular activities are offered in culture and the arts, recreation and natural science. Each year, over 800 young students are able to explore new interests in a fun, safe, learning environment at their school campus.

**Portsmouth
Education
Partnership**

